

**BALANCE SHEET of BONGAIGAON MUNICIPAL BOARD**

As on 31st March 2019

LIABILITIES	Schedule	Current Year 2018-19 (Rs.)	Previous Year 2017-18 (Rs.)
<b>Reserve &amp; Surplus</b>			
Municipal (General) Fund	1	2,68,69,467.00	21,28,054.00
Earmarked Funds	2	-	-
Reserve & Surplus	3	51,49,70,435.00	51,80,09,099.00
<b>Total Reserves &amp; Surplus(A)</b>		<b>54,18,39,902.00</b>	<b>52,01,37,153.00</b>
<b>Grants/Contributions for Specific Purposes(B)</b>	4	-	-
<b>Loans</b>			
Secured Loans	5	-	-
Unsecured Loans	6	-	-
<b>Total Loans©</b>		-	-
<b>Current Liabilities and Provisions</b>			
Deposits Received	7	-	-
Deposit Works	8	-	-
Other Liabilities	9	-	-
Provisions	10	-	-
<b>Total Current Liabilities and Provisions(D)</b>		-	-
<b>TOTAL LIABILITIES(A+B+C+D)</b>		<b>54,18,39,902.00</b>	<b>52,01,37,153.00</b>
<b>ASSETS</b>			
<b>Fixed Assets</b>	11		
Gross Block		68,12,44,289.00	65,89,22,459.00
Less: Accumulated Depreciation		19,88,60,753.00	18,20,91,982.00
Net Block		48,23,83,536.00	47,68,30,477.00
Capital Work-in-Progress		-	-
<b>Total Fixed Assets(A)</b>		<b>48,23,83,536.00</b>	<b>47,68,30,477.00</b>
<b>Investments</b>			
Investment- Municipal Fund	12	-	-
Investment- Other Funds	13	-	-
<b>Total Investments(B)</b>		-	-
Stock in Hand (Inventories)	14	-	-
<b>Sundry Debtors (Receivables)</b>			
Gross Amount Outstanding	15	2,70,39,429.00	2,44,85,116.00
Less: Accumulated Provision against Bad and Doubtful Sundry Debtors		-	-
Net Amount Outstanding		2,70,39,429.00	2,44,85,116.00
Prepaid Expenses	16	-	-
Cash and Bank Balances	17	3,24,16,937.00	1,88,21,560.00
Loans, Advances and Deposits	18	-	-
Less: Accumulated Provision against Loans		-	-
Net Amount Outstanding		-	-
<b>Total Current Assets, Loans &amp; Advances©</b>		<b>5,94,56,366.00</b>	<b>4,33,06,676.00</b>
Other Assets	19	-	-
Miscellaneous expenditure (to the extent not written off)	20	-	-
<b>TOTAL ASSETS(A+B+C)</b>		<b>54,18,39,902.00</b>	<b>52,01,37,153.00</b>

Dated: May 03, 2021

Executive Officer  
Bongaigaon Municipality  
Bongaigaon



FOR GORA & COMPANY  
Chartered Accountants  
(FRN 327183E)

(GORA CHAND MUKHERJEE)  
Partner  
Membership No. 017630



### Schedule 1 - Municipal General Fund

Particulars	Opening Balance (Rs.)	Additions during the year (Rs.)	Total (Rs.)	Deductions during the year (Rs.)	Balance at the end of the current year (Rs.)
Municipal Fund	1,28,68,736.06		1,28,68,736.06		1,28,68,736.06
Excess Income & Expenditure	(1,07,40,682.00)	8,11,14,396.00	7,03,73,714.00	5,63,72,983.00	1,40,00,731.00
<b>Total Municipal fund (310)</b>	<b>21,28,054.06</b>	<b>8,11,14,396.00</b>	<b>8,32,42,450.06</b>	<b>5,63,72,983.00</b>	<b>2,68,69,467.06</b>

Schedule 3 - Reserves					
Particulars	Opening Balance	Additions during the year	Total	Deductions during the year	Balance at the end of the current year (Rs.)
2	3	4	5 (3+4)	6	7 (5-6)
Capital Contribution	51,80,09,099.00	2,23,21,830.00	54,03,30,929.00	3,31,36,245.00	50,71,94,684.00
Capital Reserve	-	-	-	-	-
Borrowing Redemption Reserve	-	-	-	-	-
Special Funds (Utilised)	-	-	-	-	-
Statutory Reserve	-	-	-	-	-
General Reserve (Grants & Contribution)	-	77,75,751.00	77,75,751.00	-	77,75,751.00
Revaluation Reserve	-	-	-	-	-
<b>Total Reserve funds</b>	<b>51,80,09,099.00</b>	<b>3,00,97,581.00</b>	<b>54,81,06,680.00</b>	<b>3,31,36,245.00</b>	<b>51,49,70,435.00</b>

-Executive Officer  
Bongaigaon Municipality  
Bongaigaon








Schedule B-2: Enmarked Funds							
Particulars	Special Fund 1	Special Fund 2	Special Fund 3	Special Fund 4	Special Fund 5	Pension Fund	General Provident Fund
Code No.							
(a) Opening Balance	-	-	-	-	-	-	-
(b) Additions to the Special fund							
(i) Transfer from Municipal fund							
(ii) Interest/ Dividend earned on Special fund Investments							
(iii) Profit on disposal of Special fund Investments							
(iv) Appreciation in value of Special fund Investments							
(v) Other addition (Specify nature)							
Total (b)							
Total (a+b)							
(c) Payments out of funds							
(i) Capital expenditure on							
fixed assets							
Others							
Sub- total							
(ii) Revenue expenditure on							
Salary, wages & allowances etc.							
Rent							
Other administrative charges							
Sub- total							
(iii) Other:							
Loss on disposal of Special fund Investments							
Diminution in value of Special fund Investments							
Transferred to Municipal Fund							
Sub- total							
Total of (i+ii+iii) (c)							
Net balance at the year end-(a+b)-(c)	-	-	-	-	-	-	-
Grant Total of Special Funds							

Schedule 4 - Grants & Contribution for specific purposes :							
Particulars	Grants from Central Govt.	Grants from State Govt.	Grant from other Govt. Agencies	Grant from Financial Institutions	Grant from Welfare Bodies	Grant from International organisations	Others
Code No.							
(a) Opening Balance	-	-	-	-	-	-	-
(b) Additions to the Grants							
(i) Grant Received during the year	2,98,81,075.00	2,80,52,615.00					
(ii) Interest/ Dividend earned on Grant Investments							
(iii) Profit on Disposal of Grant Investment							
(iv) Appreciation in Value of Grant Investments							
(v) Other addition (specify nature)							
Sub-Total	2,98,81,075.00	2,80,52,615.00	-	-	-	-	-
Total (a+b)	2,98,81,075.00	2,80,52,615.00	-	-	-	-	-
(c) Payments out of funds							
(i) Capital Expenditure on							
Fixed Assets	1,94,00,029.00						
Others							
Sub- Total	1,94,00,029.00	-	-	-	-	-	-
(ii) Revenue Expenditure on							
Salary, Wages and allowances etc.	-	2,63,87,990.00	-	-	-	-	-
Rent							
Other administrative charges	43,69,920.00						
Sub -Total	43,69,920.00	2,63,87,990.00	-	-	-	-	-
(iii) Other:							
Loss on disposal of Grant Investments							
Diminution in Value of Grant Investments							
Grants Refunded							
Sub -Total	-	-	-	-	-	-	-
Total (c) [(i+ii+iii)]	2,37,69,949.00	2,63,87,990.00	-	-	-	-	-
Net balance at the year end - (a+b)-(c)	61,11,126.00	16,64,625.00	-	-	-	-	-
Total Grants & Contribution transferred to Resurves & Surplus	61,11,126.00	16,64,625.00					
Total Grants & Contribution for Specific Purposes							

  
 -Executive Officer  
 Bongaigaon Municipality  
 Bongaigaon








Schedule 5 - Secured Loans		
Particulars	Current Year 2018-19 (Rs.)	Previous Year 2017-18 (Rs.)
Loans from Central Government	-	-
Loans from State Government	-	-
Loans from Govt. Bodies & Associations	-	-
Loans from international agencies	-	-
Loans from banks & other financial institutions	-	-
Other Term Loans	-	-
Bonds & debentures	-	-
Other Loans	-	-
<b>Total Secured Loans</b>	<b>-</b>	<b>-</b>

Schedule 6 - UnSecured Loans		
Particulars	Current Year 2018-19 (Rs.)	Previous Year 2017-18 (Rs.)
Loans from Central Government	-	-
Loans from State Government	-	-
Loans from Govt. Bodies & Associations	-	-
Loans from international agencies	-	-
Loans from banks & other financial institutions	-	-
Other Term Loans	-	-
Bonds & debentures	-	-
Other Loans	-	-
<b>Total Un-Secured Loans</b>	<b>-</b>	<b>-</b>

Schedule 7 - Deposits Received		
Particulars	Current Year 2018-19 (Rs.)	Previous Year 2017-18 (Rs.)
From Contractors	-	-
From Revenues	-	-
From staff	-	-
From Others	-	-
<b>Total deposits received</b>	<b>-</b>	<b>-</b>

Schedule 8 - Deposits Works		
Particulars	Current Year 2018-19 (Rs.)	Previous Year 2017-18 (Rs.)
Civil Works	-	-
Electrical Works	-	-
Others	-	-
<b>Total of deposit works</b>	<b>-</b>	<b>-</b>

From Contractors  
From Revenues  
From staff  
From Others  
Total

  
-Executive Officer  
Bongaigaon Municipality  
Bongaigaon







Schedule 9 - Other Liabilities (Sundry Creditors)		
Particulars	Current Year 2018-19 (Rs.)	Previous Year 2017-18 (Rs.)
Creditors	-	-
Employee Liabilities	-	-
Interest Accrued and Due	-	-
Recoveries Payable	-	-
Government Dues Payable	-	-
Refunds Payable	-	-
Advance Collection of Revenues	-	-
Others	-	-
<b>Total Other liabilities (Sundry Creditors)</b>	<b>-</b>	<b>-</b>

#### Schedule 10 - Provisions


Particulars	Current Year 2018-19 (Rs.)	Previous Year 2017-18 (Rs.)
Provision for Expenses	-	-
Provision for Interest	-	-
Provision for Other Assets	-	-
<b>Total Provisions</b>	<b>-</b>	<b>-</b>

#### Schedule 12 - Investments-Municipal Fund

Particulars	With whom invested	Face Value (Rs.)	Current Year 2018-19 (Rs.)	Previous Year 2017-18 (Rs.)
Central Government Securities	-	-	-	-
State Government Securities	-	-	-	-
Debenture and Bonds	-	-	-	-
Preference Shares	-	-	-	-
Equity Shares	-	-	-	-
Units of Mutual Funds	-	-	-	-
Other Investments	-	-	-	-
<b>Total of Investments General Fund</b>	<b>-</b>	<b>-</b>	<b>-</b>	<b>-</b>

#### Schedule 13 - Investments-Other Funds

Particulars	With whom invested	Face Value (Rs.)	Current Year 2018-19 (Rs.)	Previous Year 2017-18 (Rs.)
Central Government Securities	-	-	-	-
State Government Securities	-	-	-	-
Debenture and Bonds	-	-	-	-
Preference Shares	-	-	-	-
Equity Shares	-	-	-	-
Units of Mutual Funds	-	-	-	-
Other Investments	-	-	-	-
<b>Total of Investments Other Funds</b>	<b>-</b>	<b>-</b>	<b>-</b>	<b>-</b>

  
 -Executive Officer  
 Bongaigaon Municipality  
 Bongaigaon





Particulars	Gross Block			Accumulated Depreciation			Net Block			
	Opening Balance	Additions during the period	Deductions during the period	Cost at the end of the year	Opening Balance	Additions during the period	Deductions during the period	Total at the end of the year	At the end of the Current Year	At the end of the Previous Year
Land	7,99,33,033.00	-	-	7,99,33,033.00	-	-	-	-	7,99,33,033.00	7,99,33,033.00
Buildings	2,52,57,623.00	24,74,468.00	-	2,77,32,091.00	96,88,578.40	7,21,741.00	-	1,04,10,319.40	1,73,21,772.00	1,55,69,044.60
<b>Infrastructure Assets</b>	-	-	-	-	-	-	-	-	-	-
Roads and Bridges	31,13,62,617.00	80,00,389.00	-	31,93,63,006.00	15,43,98,228.00	65,98,592.00	-	16,09,96,820.00	15,83,66,186.00	15,69,64,389.00
Sewerage and drainage	22,58,22,210.00	79,67,314.00	-	23,37,89,524.00	1,23,02,129.00	88,59,496.00	-	2,11,61,625.00	21,26,27,899.00	21,35,20,081.00
Water ways	3,72,020.00	-	-	3,72,020.00	53,059.40	12,758.00	-	65,817.40	3,06,203.00	3,18,960.60
Public Lighting	11,27,297.00	13,07,459.00	-	24,34,756.00	89,135.10	93,824.00	-	1,82,959.10	22,51,797.00	10,38,161.90
<b>Other assets</b>	-	-	-	-	-	-	-	-	-	-
Plants & Machinery	12,80,488.00	-	-	12,80,488.00	5,40,495.00	29,600.00	-	5,70,095.00	7,10,393.00	7,39,993.00
Vehicles	1,26,68,921.00	25,72,200.00	-	1,52,41,121.00	49,60,311.30	4,11,232.00	-	53,71,543.30	98,69,578.00	77,08,609.70
Office & other equipment	4,61,690.00	-	-	4,61,690.00	23,084.50	17,544.00	-	40,628.50	4,21,062.00	4,38,605.50
Furniture, fixtures, fittings and electrical appliances	6,36,560.00	-	-	6,36,560.00	36,960.85	-	-	60,944.85	5,75,615.00	5,99,599.15
Other fixed assets (Lakes & Ponds)	-	-	-	-	-	-	-	-	-	-
<b>Total</b>	<b>65,89,22,459.00</b>	<b>2,23,21,830.00</b>	<b>-</b>	<b>68,12,44,289.00</b>	<b>18,20,91,982.00</b>	<b>1,67,68,771.00</b>	<b>-</b>	<b>19,88,60,753.00</b>	<b>48,23,83,538.00</b>	<b>47,68,30,477.00</b>

\* - Additions include fixed assets created out of Earmarked Funds and Grants transferred to Urban Local Body's fixed block

**Additional disclosures to the Schedule**

- Value of fixed assets under dispute or litigation shall be provided. The status of the legal case as at the reporting date of the financial statements shall also be mentioned
- The details & value of assets, which are not yet physically identified/traced, shall be disclosed separately
- Details and value of assets under leases and hire purchase needs to be disclosed as a note

**Note**

- Gross Block means cost of acquisition of fixed asset. Opening Balance in Gross Block as on the first day of the year represents the closing balance of the previous year. For instance, the opening balance as on 1st April 2016 shall be equal to the closing asset balance as on 31st March 2016
- Land includes areas used as and for the purpose of public places such as parks, squares, gardens, lakes, museums, libraries, godowns etc.
- Buildings include office and works buildings, commercial buildings, residential buildings, school and college buildings, hospital buildings, public buildings, temporary structures and sheds, etc.
- Roads and bridges include roads and streets, pavements, pathways, bridges, culverts and subways
- Sewerage and drainage include sewerage lines, storm water drainage lines and other similar drainage system
- Waterworks include water storage tank, water wells, bore wells, Water pumping station, Water transmission & distribution system, etc.
- No depreciation is to be charged on Land



*[Handwritten signature]*

Executive Officer  
Bongaigaon Municipality  
Bongaigaon





Schedule 14 - Stock in Hand (Inventories)		
Particulars	Current Year 2018-19 (Rs.)	Previous Year 2017-18 (Rs.)
Stores	-	-
Loose tools	-	-
Others	-	-
<b>Total Stock in hand</b>	-	-

Schedule 15 - Sundry Debtors				
Particulars	Gross Amount (Rs.)	Provision for Outstanding revenues (Rs.)	Net Amount (Rs.)	Previous Year Net Amount (Rs.)
Receivables for Property Taxes			-	
Less than 5 years	1,21,78,095.00	-	1,21,78,095.00	1,01,25,313.00
More than 5 years			-	
Sub-Total	1,21,78,095.00	-	1,21,78,095.00	1,01,25,313.00
Less: State Government Cesses/ Levies in taxes-Control Accounts			-	
Net Receivables of Property taxes	1,21,78,095.00	-	1,21,78,095.00	1,01,25,313.00
Receivables for Other Taxes				
Less than 3 years		-	-	
More than 3 years				
Sub-Total	-	-	-	-
Less: State Government Cesses/ Levies in taxes-Control Accounts			-	
Net Receivables of Other taxes	-	-	-	-
Receivables for Cess Income				
Less than 3 years			-	
More than 3 years			-	
Sub-Total	-	-	-	-
Receivables for Fees and User Charges				
Less than 3 years	1,30,88,229.00		1,30,88,229.00	1,25,14,251.00
More than 3 years			-	
Sub-Total	1,30,88,229.00	-	1,30,88,229.00	1,25,14,251.00
Receivables from Other Sources				
Less than 3 years	17,73,105.00	-	17,73,105.00	18,45,552.00
More than 3 years			-	
Sub-Total	17,73,105.00	-	17,73,105.00	18,45,552.00
Receivables from Government (Grant)	-		-	-
<b>Total of Sundry Debtors (Receivables)</b>	<b>2,70,39,429.00</b>	<b>-</b>	<b>2,70,39,429.00</b>	<b>2,44,85,116.00</b>

Schedule 16 - Prepaid Expenses		
Particulars	Current Year 2018-19 (Rs.)	Previous Year 2017-18 (Rs.)
Establishment	-	-
Administrative	-	-
Operations & Maintenance	-	-
<b>Total Prepaid Expenses</b>	<b>-</b>	<b>-</b>



*RGS*  
 Executive Officer  
 Bongaigaon Municipality  
 Bongaigaon





Schedule 17 - Cash and Bank Balances		
Particulars	Current Year 2018-19 (Rs.)	Previous Year 2017-18 (Rs.)
Cash	-	-
<b>Balance with Bank- Municipal Funds</b>		
Nationalised Banks	68,63,604.00	1,41,44,899.00
Other Scheduled Banks		
Scheduled Co-operative Banks		
Post Office		
<b>Sub-Total</b>	<b>68,63,604.00</b>	<b>1,41,44,899.00</b>
<b>Balance with Bank- Special Funds</b>		
Nationalised Banks		
Other Scheduled Banks		
Scheduled Co-operative Banks		
Post Office		
<b>Sub-Total</b>	<b>-</b>	<b>-</b>
<b>Balance with Bank- Grant Funds</b>		
Nationalised Banks	2,52,85,333.00	44,17,839.00
Other Scheduled Banks	2,68,000.00	2,58,822.00
Scheduled Co-operative Banks		
Post Office		
<b>Sub-Total</b>	<b>2,55,53,333.00</b>	<b>46,76,661.00</b>
<b>Total Cash and Bank balances</b>	<b>3,24,16,937.00</b>	<b>1,88,21,560.00</b>

## Schedule 18 - Loans, Advances and Deposits

Particulars	Opening Balance at the beginning of the year (Rs.)	Paid during the current year (Rs.)	Recovered during the year (Rs.)	Balance outstanding at the end of the year (Rs.)
Loans and advances to employees	-	-	-	-
Employee Provident Fund Loans	-	-	-	-
Loans to others	-	-	-	-
Advance to Suppliers and Contractors	-	-	-	-
Advance to others	-	-	-	-
Deposit with External Agencies	-	-	-	-
Other Current Assats	-	-	-	-
<b>Sub-Total</b>	<b>-</b>	<b>-</b>	<b>-</b>	<b>-</b>
Less: Accumulated Provisions against Loan, Advances and Deposits	-	-	-	-
<b>Total Loans, Advances and Deposits</b>	<b>-</b>	<b>-</b>	<b>-</b>	<b>-</b>

## Schedule 18 (a) - Accumulated Provisions against Loans, Advances and Deposits

Particulars	Current Year 2018-19 (Rs.)	Previous Year 2017-18 (Rs.)
Loans to others	-	-
Advances	-	-
Deposits	-	-
<b>Total Accumulated Provision</b>	<b>-</b>	<b>-</b>

## Schedule 19 - Other Assets

Particulars	Current Year 2018-19 (Rs.)	Previous Year 2017-18 (Rs.)
Deposit works	-	-
Other assets control accounts	-	-
<b>Total Other Assets</b>	<b>-</b>	<b>-</b>

## Schedule 20 - Miscellaneous Expenditure (to the extent not written off)

Particulars	Current Year 2018-19 (Rs.)	Previous Year 2017-18 (Rs.)
Loan Issue Expenses Deferred	-	-
Discount on Issue of Loans	-	-
Deferred Revenue Expenses	-	-
Others	-	-
<b>Total Miscellaneous Expenditure</b>	<b>-</b>	<b>-</b>



Executive Officer  
Bongaigaon Municipality  
Bongaigaon






**BONGAIGAON MUNICIPAL BOARD**  
**INCOME AND EXPENDITURE STATEMENT**  
**FOR THE PERIOD FROM 1<sup>ST</sup> APRIL 2018 To 31<sup>ST</sup> MARCH 2019**

Item/ Head of Account	Schedule No	Current Year Amount (Rs.)	Previous Year Amount (Rs.)
<b>INCOME</b>			
Tax Revenue	21	1,46,34,795.00	1,36,38,948.00
Assigned Revenues & Compensation	22	-	-
Rental Income from Municipal Properties	23	16,01,831.00	18,53,868.00
Fees & User charges	24	2,09,09,784.00	1,76,48,655.00
Sale & Hire Charges	25	2,42,480.00	1,34,830.00
Revenue Grants, Contributions & Subsidies	26	3,55,24,484.00	1,64,63,715.00
Income from Investments	27	-	-
Interest Earned	28	2,02,766.00	3,94,925.00
Other Income	29	79,98,256.00	70,36,369.00
<b>TOTAL INCOME</b>		<b>8,11,14,396.00</b>	<b>5,71,71,310.00</b>
<b>EXPENDITURE</b>			
Establishment Expenses	30	2,89,96,273.00	2,80,27,878.00
Administrative Expenses	31	44,60,052.00	33,96,395.00
Operations & Maintenance	32	1,16,56,803.00	78,93,813.00
Interest & Finance Expenses	33	407.00	96,542.00
Programme Expenses	34	3,10,303.00	7,85,546.00
Revenue Grants, Contributions & Subsidies	35	-	-
Provisions & Write off	36	-	-
Miscellaneous Expenses	37	-	-
Depreciation		1,67,68,771.00	1,26,28,056.00
<b>TOTAL EXPENDITURE</b>		<b>6,21,92,609.00</b>	<b>5,28,28,230.00</b>
Gross surplus/ (deficit) of income over expenditure before Prior Period Items		1,89,21,787.00	43,43,080.00
Add: Prior Period Items (Net)	38	-	-
Gross surplus/ (deficit) of income over expenditure after Prior Period Items		1,89,21,787.00	43,43,080.00
Less: Transfer to Reserve Funds			-
<b>Net Balance Being Surplus/ Deficit Carried Over to Municipal Accounts</b>		<b>1,89,21,787.00</b>	<b>43,43,080.00</b>

Income  
Tax Revenue  
Assigned Revenues & Compensation  
Rental Income from Municipal Properties  
Fees & User charges  
Sale & Hire Charges  
Revenue Grants, Contributions & Subsidies  
Income from Investments  
Interest Earned  
Other Income  
Establishment Expenses  
Administrative Expenses  
Operations & Maintenance  
Interest & Finance Expenses  
Programme Expenses  
Revenue Grants, Contributions & Subsidies  
Provisions & Write off  
Miscellaneous Expenses  
Depreciation  
Gross surplus/ (deficit) of income over expenditure before Prior Period Items  
Add: Prior Period Items (Net)  
Gross surplus/ (deficit) of income over expenditure after Prior Period Items  
Less: Transfer to Reserve Funds  
Net Balance Being Surplus/ Deficit Carried Over to Municipal Accounts

  
Executive Officer  
Bongaigaon Municipality  
Bongaigaon



FOR GORA & COMPANY  
Chartered Accountants  
(FRN 327183E)

(GORA CHAND MUKHERJEE)  
Partner  
Membership No. 017630

Dated: May 03, 2021



Schedule forming the part of INCOME & EXPENDITURE ACCOUNT of  
BONGAIGAON MUNICIPAL BOARD for the period 1ST APRIL 2018 To 31ST MARCH 2019

Schedule 21 - Income from Taxes

Particulars	Current year Amount (Rs.)	Previous Year Amount (Rs.)
Property tax	1,46,34,795.00	1,36,38,948.00
Water tax	-	-
Sewerage Tax	-	-
Conservancy Tax	-	-
Lighting Tax	-	-
Education tax	-	-
Vehicle Tax	-	-
Tax on Animals	-	-
Electricity Tax	-	-
Professional Tax	-	-
Advertisement tax	-	-
Pilgrimage Tax	-	-
Octroi & Toll	-	-
Cess	-	-
Other taxes	-	-
Sub-total	1,46,34,795.00	1,36,38,948.00
Less : Tax Remissions and Refund	-	-
Sub-total	-	-
<b>Total Tax Revenue</b>	<b>1,46,34,795.00</b>	<b>1,36,38,948.00</b>

Schedule 21 (a) - Refund and Remission of taxes

Particulars	Current Year Amount (Rs.)	Previous Year Amount (Rs.)
Property taxes	-	-
Octroi and toll	-	-
Cess Income	-	-
Advertisement tax	-	-
Others	-	-
<b>Total refund and remission of tax revenues</b>	<b>-</b>	<b>-</b>


Schedule 22 - Assigned Compensation

Particulars	Current Year Amount (Rs.)	Previous Year Amount (Rs.)
Taxes and Duties collected by others	-	-
Compensation in lieu of Taxes / duties	-	-
Compensations in lieu of Concessions	-	-
<b>Total assigned revenues &amp; compensation</b>	<b>-</b>	<b>-</b>

Schedule 23 - Rental income from Municipal

Particulars	Current Year Amount (Rs.)	Previous Year Amount (Rs.)
Rent from Civic Amenities	16,01,831.00	18,53,868.00
Rent from Office Buildings	-	-
Rent from Guest Houses	-	-
Rent from lease of lands	-	-
Other rents	-	-
Sub-Total	16,01,831.00	18,53,868.00
Less : Rent Remission and Refunds	-	-
Sub-total	-	-
<b>Total Rental Income from Municipal Properties</b>	<b>16,01,831.00</b>	<b>18,53,868.00</b>



  
Executive Officer  
Bongaigaon Municipality  
Bongaigaon





**Schedule 24 (a) - Fees & User Charges - (Function wise)**

Particulars	Current Year Amount (Rs.)	Previous Year Amount (Rs.)
Municipal Body	-	-
Administration	-	-
Finance, Accounts, Audit	-	-
Election	-	-
Record Room	-	-
Estate	-	-
Stores & Purchase	-	-
Workshop	-	-
Census	-	-
<b>Total income from fees &amp; user charges - Function wise</b>	-	-

**Schedule 24(b) - Fees & User Charges - (Income head-wise)**


Particulars	Current Year Amount (Rs.)	Previous Year Amount (Rs.)
Empanelment & Registration Charges	-	-
Licensing Fees	1,57,37,314.00	1,34,14,009.00
Fees for Grant of Permit	51,72,470.00	42,34,646.00
Fees for Certificate or Extract	-	-
Development Charges	-	-
Regularisation Fees	-	-
Penalties and Fines	-	-
Other Fees	-	-
User Charges	-	-
Entry Fees	-	-
Service / Administrative Charges	-	-
Other Charges	-	-
<b>Sub Total</b>	<b>2,09,09,784.00</b>	<b>1,76,48,655.00</b>
Less: Rent Remission and Refunds	-	-
<b>Sub Total</b>	<b>-</b>	<b>-</b>
<b>Total income from Fees &amp; User Charges - Income head-wise</b>	<b>2,09,09,784.00</b>	<b>1,76,48,655.00</b>

**Schedule 25 (b) - Sale & Hire Charges - (Income head-wise)**

Particulars	Current Year Amount (Rs.)	Previous Year Amount (Rs.)
Sale of Products	-	-
Sale of Forms & Publications	2,37,480.00	1,34,830.00
Sale of stores & scrap	-	-
Sale of Others	-	-
Hire Charges for Vehicles	5,000.00	-
Hire Charges for Equipment	-	-
<b>Total Income from Sale &amp; Hire charges - income head-wise</b>	<b>2,42,480.00</b>	<b>1,34,830.00</b>

**Schedule 26 - Revenue Grants, Contributions & Subsidies**

Particulars	Current Year Amount	Previous Year Amount (Rs.)
Revenue Grant	3,31,47,301.00	1,64,63,715.00
Re-imbusement of expenses	-	-
Contribution towards schemes	23,77,183.00	-
<b>Total Revenue Grants, Contributions &amp; subsidies</b>	<b>3,55,24,484.00</b>	<b>1,64,63,715.00</b>



*[Signature]*  
 Executive Officer  
 Bongaigaon Municipality  
 Bongaigaon



Schedule 27 - Income from Investments

Particulars	Current Year Amount (Rs.)	Previous Year Amount (Rs.)
Interest on Investments	-	-
Dividend	-	-
Income from projects taken up on commercial basis	-	-
Profit in Sale of Investments	-	-
Others	-	-
<b>Total Income from Investments</b>	<b>-</b>	<b>-</b>

Schedule 28 - Interest Earned

Particulars	Current Year Amount (Rs.)	Previous Year Amount (Rs.)
Interest from Bank Accounts	2,02,766.00	3,94,925.00
Interest on Loans and advances to Employees	-	-
Interest on loans to others	-	-
Other Interest	-	-
<b>Total. - Interest Earned</b>	<b>2,02,766.00</b>	<b>3,94,925.00</b>

Schedule 29 - Other Income

Particulars	Current Year Amount (Rs.)	Previous Year Amount (Rs.)
Deposits Forfeited	-	-
Lapsed Deposits	-	-
Insurance Claim Recovery	-	22,866.00
Profit on Disposal of Fixed asses	-	-
Recovery from Employees	-	-
Unclaimed Refund/ Liabilities	-	-
Excess Provisions written back	-	-
Miscellaneous Income	79,98,256.00	70,13,503.00
<b>Total Other Income</b>	<b>79,98,256.00</b>	<b>70,36,369.00</b>

Executive Officer  
Bongaigaon Municipality  
Bongaigaon







**Schedule 30 (a) - Establishment Expenses - (Function wise)**

Particulars	Current Year Amount (Rs.)	Previous Year Amount (Rs.)
Municipal Body		-
Administration		-
Finance, Accounts, Audit		-
Election		-
Record Room		-
Estate		-
Stores & Purchase		-
Workshop		-
Census		-
.....		-
<b>Total establishment expenses- Function wise</b>		-

**Schedule 30 (b) - Establishment Expenses (Expenditure Head wise)**

Particulars	Current Year Amount (Rs.)	Previous Year Amount (Rs.)
Salaries, Wages and Bonus	2,31,36,473.00	2,80,27,878.00
Benefits and Allowances	58,59,800.00	-
Pension	-	-
Other Terminal & Retirement Benefits	-	-
<b>Total establishment expenses- expense head</b>	<b>2,89,96,273.00</b>	<b>2,80,27,878.00</b>

**Schedule 31 (a) - Administrative Expenses - (Function Wise)**

Particulars	Current Year Amount (Rs.)	Previous Year Amount (Rs.)
Municipal Body		-
Administration		-
Finance, Accounts, Audit		-
Election		-
Record Room		-
Estate		-
Stores and Purchase		-
Workshop		-
Census		-
<b>Total Administrative Expenses - Function Wise</b>		-

**Schedule 31 (b) - Administrative Expenses - (Expenditure Head-Wise)**

Particulars	Current Year Amount (Rs.)	Previous Year Amount (Rs.)
Rent, Rates and Taxes	-	-
Office maintenance	13,38,193.00	17,82,542.00
Communication Expenses	41,040.00	30,153.00
Books & Periodicals	-	3,344.00
Printing and Stationery	1,53,157.00	3,77,160.00
Travelling & Conveyance	-	-
Insurance	1,35,634.00	1,81,565.00
Audit Fees	140.00	-
Legal Expenses	-	-
Professional and other fees	24,23,050.00	9,19,185.00
Advertisement and Publicity	3,68,838.00	10,000.00
Membership and Subscriptions	-	-
Other Administrative Expenses	-	92,446.00
<b>Total Administrative Expenses - Expenses head-wise</b>	<b>44,60,052.00</b>	<b>33,96,395.00</b>

*[Signature]*  
 - Executive Officer  
 Bongaigaon Municipality  
 Bongaigaon





**Schedule 32 (a) - Operations & Maintenance - (Function wise)**


Particulars	Current Year Amount (Rs.)	Previous Year Amount (Rs.)
Municipal Body		
Administration		
Finance, Accounts, Audit		
Election		
Record Room		
Estate		
Stores & Purchase		
Workshop		
Census		
....		
<b>Total Operations &amp; Maintenance expenses - Function wise</b>		

**Schedule 32 (b) - Operations & Maintenance - (Expenditure head-wise)**

Particulars	Current Year Amount (Rs.)	Previous Year Amount (Rs.)
Power & Fuel	36,11,079.00	25,11,242.00
Bulk Purchases	-	-
Consumption of Stores	-	-
Hire Charges	-	-
Repairs & maintenance- Infrastructure Assets	12,85,097.00	14,11,452.00
Repairs & maintenance- Civic Amenities	33,59,416.00	19,06,138.00
Repairs & maintenance- Buildings	-	9,16,344.00
Repairs & maintenance- Vehicles	9,57,896.00	5,79,298.00
Repairs & maintenance- Others	1,76,452.00	72,018.00
Other operating & maintenance expenses	22,66,863.00	4,97,321.00
<b>Total Operations &amp; Maintenance expenses - expense head wise</b>	<b>1,16,56,803.00</b>	<b>78,93,813.00</b>

**Schedule 33 - Interest and Finance Charges**

Particulars	Current Year (Rs.)	Previous Year (Rs.)
Interest on Loans from Central Government	-	-
Interest on Loans from State Government	-	-
Interest on Loans from Government Bodies & associations	-	-
Interest on Loans from International Agencies	-	-
Interest on Loans from Banks & Other Financial Inst	-	-
Other Interest	-	96,472.00
Bank Charges	407.00	70.00
Other Financial Expenses	-	-
<b>Total Interest and Finance Charges</b>	<b>407.00</b>	<b>96,542.00</b>

  
 Executive Officer  
 Bongaigaon Municipality  
 Bongaigaon







**Schedule 34 - Programme Expense**

Particulars	Current Year Amount (Rs.)	Previous Year Amount (Rs.)
Election Expenses	-	7,76,543.00
Own Programmes	3,10,303.00	9,003.00
Share in Programmes of others	-	-
<b>Total Programme Expenses</b>	<b>3,10,303.00</b>	<b>7,85,546.00</b>

**Schedule 35 - Revenue Grants, Contributions and Subsidies**

Particulars	Current Year Amount (Rs.)	Previous Year Amount (Rs.)
Grants [give details]	-	-
Contributions [give details]	-	-
Subsidies [give details]	-	-
<b>Total Revenue Grants, Contributions and Subsidies</b>	<b>-</b>	<b>-</b>

**Schedule 36 - Provisions & Write off**

Particulars	Current Year Amount (Rs.)	Previous Year Amount (Rs.)
Provisions for Doubtful receivables	-	-
Provisions for Other Assets	-	-
Revenues written off	-	-
Assets written off	-	-
Miscellaneous Expense written off	-	-
<b>Total Provisions &amp; write off</b>	<b>-</b>	<b>-</b>

**Schedule 37 - Miscellaneous Expenses**

Particulars	Current Year Amount (Rs.)	Previous Year Amount (Rs.)
Loss on disposal of Assets	-	-
Loss on disposal of Investments	-	-
Other Miscellaneous Expenses	-	-
<b>Total Miscellaneous expenses</b>	<b>-</b>	<b>-</b>

**Schedule 38 - Prior Period Items**

Particulars	Current Year Amount (Rs.)	Previous Year Amount (Rs.)
<b>Income</b>		
Taxes	-	-
Other- Revenues	-	-
Recovery of revenues written off	-	-
Other income	-	-
<b>Sub- Total Income (a)</b>	<b>-</b>	<b>-</b>
<b>Expenses</b>		
Refund of taxes	-	-
Refund of other- Revenues	-	-
Other Expenses	-	-
<b>Sub- Total Income (b)</b>	<b>-</b>	<b>-</b>
<b>Total Prior Period (Net) (a-b)</b>	<b>-</b>	<b>-</b>

*[Handwritten Signature]*

Executive Officer  
Bongaigaon Municipality  
Bongaigaon

