

BALANCE SHEET of BONGAIGAON MUNICIPAL BOARD

As on 31st March 2018

LIABILITIES	Schedule	Current Year 2017-18 (Rs.)	Previous Year 2016-17 (Rs.)
Reserve & Surplus			
Municipal (General) Fund	1	21,28,054.00	40,56,781.00
B earmarked Funds	2	-	-
Reserve & Surplus	3	51,80,09,099.00	50,14,07,569.00
Total Reserves & Surplus(A)		52,01,37,153.00	50,54,64,350.00
Grants/Contributions for Specific Purposes(B)	4	-	29,91,828.00
Loans			
Secured Loans	5	-	-
Unsecured Loans	6	-	-
Total Loans©		-	-
Current Liabilities and Provisions			
Deposits Received	7	-	-
Deposit Works	8	-	-
Other Liabilities	9	-	-
Provisions	10	-	-
Total Current Liabilities and Provisions(D)		-	-
TOTAL LIABILITIES(A+B+C+D)		52,01,37,153.00	50,84,56,178.00
ASSETS			
Fixed Assets	11		
Gross Block		65,89,22,459.00	64,23,20,929.00
Less: Accumulated Depreciation		18,20,91,982.00	16,94,63,926.00
Net Block		47,68,30,477.00	47,28,57,003.00
Capital Work-in-Progress		-	-
Total Fixed Assets(A)		47,68,30,477.00	47,28,57,003.00
Investments			
Investment- Municipal Fund	12	-	-
Investment- Other Funds	13	-	-
Total Investments(B)		-	-
Stock in Hand (Inventories)	14	-	-
Sundry Debtors (Receivables)			
Gross Amount Outstanding	15	2,44,85,116.00	1,60,23,034.00
Less: Accumulated Provision against Bad and Doubtful Sundry Debtors		-	-
Net Amount Outstanding		2,44,85,116.00	1,60,23,034.00
Prepaid Expenses	16	-	-
Cash and Bank Balances	17	1,88,21,560.00	1,87,91,141.00
Loans, Advances and Deposits	18	-	7,85,000.00
Less: Accumulated Provision against Loans		-	-
Net Amount Outstanding		-	7,85,000.00
Total Current Assets, Loans & Advances©		4,33,06,676.00	3,55,99,175.00
Other Assets	19	-	-
Miscellaneous expenditure (to the extent not written off)	20	-	-
TOTAL ASSETS(A+B+C)		52,01,37,153.00	50,84,56,178.00

FOR GORA & COMPANY
Chartered Accountants
(FRN 327183E)



[Handwritten Signature]

Dated: October 03, 2018


(GORA CHAND MUKHERJEE)
Partner
Membership No. 017630

[Handwritten Signature]
Chairman,
Bongaigaon Municipality
Bongaigaon.

BONGAIGAON MUNICIPAL BOARD
INCOME AND EXPENDITURE STATEMENT
FOR THE PERIOD FROM 1ST APRIL 2017 To 31ST MARCH 2018

Item/ Head of Account	Schedule No	Current Year Amount (Rs.)	Previous Year Amount (Rs.)
INCOME			
Tax Revenue	21	1,36,38,948.00	1,15,59,373.00
Assigned Revenues & Compensation	22	-	-
Rental Income from Municipal Properties	23	18,53,868.00	15,67,190.00
Fees & User charges	24	1,76,48,655.00	90,28,724.00
Sale & Hire Charges	25	1,34,830.00	1,48,935.00
Revenue Grants, Contributions & Subsidies	26	1,64,63,715.00	1,24,39,137.00
Income from Investments	27	-	-
Interest Earned	28	3,94,925.00	6,19,832.00
Other Income	29	70,36,369.00	57,31,365.00
TOTAL INCOME		5,71,71,310.00	4,10,94,556.00
EXPENDITURE			
Establishment Expenses	30	2,80,27,878.00	2,70,45,720.00
Administrative Expenses	31	33,96,395.00	26,52,415.00
Operations & Maintenance	32	78,93,813.00	74,99,499.00
Interest & Finance Expenses	33	96,542.00	1,547.00
Programme Expenses	34	7,85,546.00	8,26,932.00
Revenue Grants, Contributions & Subsidies	35	-	-
Provisions & Write off	36	-	-
Miscellaneous Expenses	37	-	-
Depreciation		1,26,28,056.00	1,02,52,836.00
TOTAL EXPENDITURE		5,28,28,230.00	4,82,78,949.00
Gross surplus/ (deficit) of income over expenditure before Prior Period Items		43,43,080.00	(71,84,393.00)
Add: Prior Period Items (Net)	38	-	-
Gross surplus/ (deficit) of income over expenditure after Prior Period Items		43,43,080.00	(71,84,393.00)
Less: Transfer to Reserve Funds			-
Net Balance Being Surplus/ Deficit Carried Over to Municipal Accounts		43,43,080.00	(71,84,393.00)

Dated: October 03, 2018


 Chairman,
 Bongaigaon Municipality
 Bongaigaon.



FOR GORA & COMPANY
Chartered Accountants
(FRN 327183E)



(GORA CHAND MUKHERJEE)
Partner
Membership No. 017630

Receipts and Payments Account for the period from 01 April 2017 to 31 March 2018

Head of Account	Current Period 2017-18 (Rs.)	Corresponding Previous Period 2016-17 (Rs.)	Head of Accounts	Current Period 2017- 18 (Rs.)	Corresponding Previous Period 2016-17 (Rs.)
Opening Balance Cash Balance including imprest balances with Bank/ Treasury (including balances in designated bank accounts)	1,87,91,141.00	2,72,93,080.00			
OPERATING RECEIPTS	4,61,30,988.00	4,37,57,659.00	OPERATING PAYMENTS	4,02,00,174.00	3,80,26,113.00
Tax Revenue	1,47,83,310.00	1,52,05,900.00	Establishment Expenses	2,80,27,878.00	2,70,45,720.00
Assigned Revenues & Compensations	-	-	Administrative Expenses	33,96,395.00	26,52,415.00
Rental Income from Municipal Properties	13,41,359.00	14,25,842.00	Operations and Maintenance	78,93,813.00	74,99,499.00
Fees & User Charges	59,76,480.00	81,86,648.00	Interest & Finance Charges	96,542.00	1,547.00
Sale & Hire Charges	1,34,830.00	1,48,935.00	Program Expenses	7,85,546.00	8,26,932.00
Revenue Grants, Contributions & Subsidies	1,64,63,715.00	1,24,39,137.00	Revenue Grants, Contributions & Subsidies	-	-
Income from Investments	-	-	Miscellaneous Expenses	-	-
Interest Earned	3,94,925.00	6,19,832.00	Purchase of Stores	-	-
Other Income	70,36,369.00	57,31,365.00	Other Collections on behalf of State and Central Government	-	-
NON OPERATING RECEIPTS	1,07,01,135.00	28,98,726.00	NON OPERATING PAYMENTS	1,66,01,530.00	1,71,32,211.00
Loans Received	-	-	Other Payables	-	-
Deposits Received	-	-	Refunds Payable	-	-
Grants and Contribution for Specific purposes	67,20,056.00	23,39,120.00	Repayment of Loans	-	-
Sale Proceeds from Assets	-	-	Refund of Deposits	-	-
Realisation of Investment - General Fund	-	-	Acquisition / purchase of Fixed Assets	1,66,01,530.00	1,65,61,211.00
Realisation of Investment - Other Funds	-	-	Capital work-in-Progress	-	-
Deposit works	-	-	Deposit Works	-	-
Revenue collected in Advance	-	-	Investments- General Fund	-	-
Loans & Advances to Employees (recovery)	7,85,000.00	-	Investments- Other Funds	-	-
Other loans & Advances (recovery)	-	-	Loans & Advance to employees	-	-
Deposits with external Agencies (recovery)	-	-	Prepaid Expenses	-	-
Other Receipts (specify)	-	-	Other Loans & Advances	-	5,71,000.00
Transfer to Municipal Fund from Special Funds	31,96,079.00	5,59,606.00	Deposits with external Agencies	-	-
			Other Paymens - Specify	-	-
			Transfer to Special Funds from Municipal Fund	-	-
			Closing Balance Cash Balance including Imprest balance with Banks / Treasury (including balances in designated bank accounts)	1,88,21,560.00	1,87,91,141.00
GRAND TOTAL	7,56,23,264.00	7,39,49,465.00	GRAND TOTAL	7,56,23,264.00	7,39,49,465.00



Chairman,
Bongaigaon Municipality
 91 Bongaigaon



Schedule 1 - Municipal General Fund

Particulars	Opening Balance (Rs.)	Additions during the year (Rs.)	Total (Rs.)	Deductions during the year (Rs.)	Balance at the end of the current year (Rs.)
Municipal Fund	1,91,40,543.06		1,91,40,543.06	62,71,807.00	1,28,68,736.06
Excess Income & Expenditure	(1,50,83,762.00)	5,71,71,310.00	4,20,87,548.00	5,28,28,230.00	(1,07,40,682.00)
Total Municipal fund (310)	40,56,781.06	5,71,71,310.00	6,12,28,091.06	5,91,00,037.00	21,28,054.06

Schedule 3 - Reserves					
Particulars	Opening Balance	Additions during the year	Total	Deductions during the year	Balance at the end of the current year (Rs.)
2	3	4	5 (3+4)	6	7 (5-6)
Capital Contribution	50,14,07,569.00	1,66,01,530.00	51,80,09,099.00	-	51,80,09,099.00
Capital Reserve	-	-	-	-	-
Borrowing Redemption Reserve	-	-	-	-	-
Special Funds (Utilised)	-	-	-	-	-
Statutory Reserve	-	-	-	-	-
General Reserve	-	-	-	-	-
Revaluation Reserve	-	-	-	-	-
Total Reserve funds	50,14,07,569.00	1,66,01,530.00	51,80,09,099.00	-	51,80,09,099.00


 Chairman,
 Bongaigaon Municipality
 Bongaigaon.



Schedule B-2: Enmarked Funds							
Particulars	Special Fund 1	Special Fund 2	Special Fund 3	Special Fund 4	Special Fund 5	Pension Fund	General Provident Fund
Code No.							
(a) Opening Balance	-	-	-	-	-	-	-
(b) Additions to the Special fund							
(i) Transfer from Municipal fund							
(ii) Interest/ Dividend earned on Special fund Investments							
(iii) Profit on disposal of Special fund Investments							
(iv) Appreciation in value of Special fund Investments							
(v) Other addition (Specify nature)							
Total (b)							
Total (a+b)							
(c) Payments out of funds							
(i) Capital expenditure on fixed assets							
Others							
Sub- total							
(ii) Revenue expenditure on							
Salary, wages & allowances etc.							
Rent							
Other administrative charges							
Sub- total							
(iii) Other:							
Loss on disposal of Special fund Investments							
Diminution in value of Special fund Investments							
Transferred to Municipal Fund							
Sub- total							
Total of (i+ii+iii) (c)							
Net balance at the year end-(a+b)-(c)							
Grant Total of Special Funds							

Schedule 4 - Grants & Contribution for specific purposes :							
Particulars	Grants from Central Govt.	Grants from State Govt.	Grant from other Govt. Agencies	Grant from Financial Institutions	Grant from Welfare Bodies	Grant from International organisations	Others
Code No.							
(a) Opening Balance	28,17,534.00	1,74,294.00	-	-	-	-	-
(b) Additions to the Grants							
(i) Grant Received during the year	67,20,056.00	1,64,63,715.00					
(ii) Interest/ Dividend earned on Grant Investments							
(iii) Profit on Disposal of Grant Investment							
(iv) Appreciation in Value of Grant Investments							
(v) Other addition (specify nature)							
Sub-Total	67,20,056.00	1,64,63,715.00	-	-	-	-	-
Total (a+b)	95,37,590.00	1,66,38,009.00	-	-	-	-	-
(c) Payments out of funds							
(i) Capital Expenditure on							
Fixed Assets	95,37,590.00						
Others							
Sub- Total	95,37,590.00	-	-	-	-	-	-
(ii) Revenue Expenditure on							
Salary, Wages and allowances etc.		1,66,38,009.00					
Rent							
Other administrative charges							
Sub-Total		1,66,38,009.00					
(iii) Other:							
Loss on disposal of Grant Investments							
Diminution in Value of Grant Investments							
Grants Refunded							
Sub-Total							
Total (c) (i+ii+iii)	95,37,590.00	1,66,38,009.00	-	-	-	-	-
Net balance at the year end - (a+b)-(c)							
Total Grants & Contribution for Specific Purposes							


 Chairman,
 Hongaigaon Municipality,
 Hongaigaon.



Schedule 5 - Secured Loans		
Particulars	Current Year 2017-18 (Rs.)	Previous Year 2016-17 (Rs.)
Loans from Central Government	-	-
Loans from State Government	-	-
Loans from Govt. Bodies & Associations	-	-
Loans from international agencies	-	-
Loans from banks & other financial institutions	-	-
Other Term Loans	-	-
Bonds & debentures	-	-
Other Loans	-	-
Total Secured Loans	-	-

Schedule 6 - UnSecured Loans		
Particulars	Current Year 2017-18 (Rs.)	Previous Year 2016-17 (Rs.)
Loans from Central Government	-	-
Loans from State Government	-	-
Loans from Govt. Bodies & Associations	-	-
Loans from international agencies	-	-
Loans from banks & other financial institutions	-	-
Other Term Loans	-	-
Bonds & debentures	-	-
Other Loans	-	-
Total Un-Secured Loans	-	-

Schedule 7 - Deposits Received		
Particulars	Current Year 2017-18 (Rs.)	Previous Year 2016-17 (Rs.)
From Contractors	-	-
From Revenues	-	-
From staff	-	-
From Others	-	-
Total deposits received	-	-

Schedule 8 - Deposits Works		
Particulars	Current Year 2017-18 (Rs.)	Previous Year 2016-17 (Rs.)
Civil Works	-	-
Electrical Works	-	-
Others	-	-
Total of deposit works	-	-

Chairman,

Joint Municipal Authority

h




Schedule 9 - Other Liabilities (Sundry Creditors)		
Particulars	Current Year 2017-18 (Rs.)	Previous Year 2016-17 (Rs.)
Creditors	-	-
Employee Liabilities	-	-
Interest Accrued and Due	-	-
Recoveries Payable	-	-
Government Dues Payable	-	-
Refunds Payable	-	-
Advance Collection of Revenues	-	-
Others	-	-
Total Other Liabilities (Sundry Creditors)	-	-

Schedule 10 - Provisions

Particulars	Current Year 2017-18 (Rs.)	Previous Year 2016-17 (Rs.)
Provision for Expenses	-	-
Provision for Interest	-	-
Provision for Other Assets	-	-
Total Provisions	-	-

Schedule 12 - Investments-Municipal Fund				
Particulars	With whom invested	Face Value (Rs.)	Current Year 2017-18 (Rs.)	Previous Year 2016-17 (Rs.)
Central Government Securities	-	-	-	-
State Government Securities	-	-	-	-
Debenture and Bonds	-	-	-	-
Preference Shares	-	-	-	-
Equity Shares	-	-	-	-
Units of Mutual Funds	-	-	-	-
Other Investments	-	-	-	-
Total of Investments General Fund	-	-	-	-

Schedule 13 - Investments-Other Funds				
Particulars	With whom invested	Face Value (Rs.)	Current Year 2017-18 (Rs.)	Previous Year 2016-17 (Rs.)
Central Government Securities	-	-	-	-
State Government Securities	-	-	-	-
Debenture and Bonds	-	-	-	-
Preference Shares	-	-	-	-
Equity Shares	-	-	-	-
Units of Mutual Funds	-	-	-	-
Other Investments	-	-	-	-
Total of Investments Other Funds	-	-	-	-


 Chairperson,
 Bongaigaon Municipality,
 Bongaigaon.



Schedule 11 - Fixed Assets

Particulars	Gross Block			Accumulated Depreciation			Net Block			
	Opening Balance	Additions during the period	Deductions during the period	Cost at the end of the year	Opening Balance	Additions during the period	Deductions during the period	Total at the end of the year	At the end of the Current Year	At the end of the Previous Year
Land	7,87,32,850.00	12,00,183.00	-	7,99,33,033.00	-	-	-	-	7,99,33,033.00	7,87,32,850.00
Buildings	2,17,06,843.00	35,50,780.00	-	2,52,57,623.00	88,69,155.00	8,19,423.40	96,88,578.40	1,55,69,045.00	1,55,69,045.00	1,28,37,688.00
Infrastructure Assets										
Roads and Bridges	30,68,50,591.00	45,12,026.00	-	31,13,62,617.00	15,43,98,228.00	-	15,43,98,228.00	15,69,64,389.00	15,69,64,389.00	15,24,52,363.00
Sewerage and drainage	21,96,14,606.00	62,07,604.00	-	22,58,22,210.00	10,64,230.00	1,12,37,899.00	1,23,02,129.00	21,35,20,081.00	21,35,20,081.00	21,85,50,376.00
Water ways	3,72,020.00	3,72,020.00	-	3,72,020.00	36,272.00	16,787.40	53,059.40	3,18,961.00	3,18,961.00	3,35,748.00
Public Lighting	6,89,901.00	4,37,396.00	-	11,27,297.00	34,495.00	54,640.10	89,135.10	10,38,162.00	10,38,162.00	6,55,406.00
Other assets										
Plants & Machinery	12,80,488.00	-	-	12,80,488.00	5,01,548.00	38,947.00	5,40,495.00	7,39,993.00	7,39,993.00	7,78,940.00
Vehicles	1,19,75,380.00	6,93,541.00	-	1,26,68,921.00	45,54,595.00	4,05,716.30	49,60,311.30	77,08,610.00	77,08,610.00	74,20,785.00
Office & other equipment	4,61,690.00	-	-	4,61,690.00	-	23,084.50	23,084.50	4,38,606.00	4,38,606.00	4,61,690.00
Furniture, fixtures, fittings and electrical appliances	6,36,560.00	-	-	6,36,560.00	5,403.00	31,557.85	36,960.85	5,99,599.00	5,99,599.00	6,31,157.00
Other fixed assets (Lakes & Ponds)	-	-	-	-	-	-	-	-	-	-
Total	64,23,20,929.00	1,66,01,530.00	-	65,89,22,459.00	16,94,63,926.00	1,26,28,056.00	18,20,91,982.00	47,68,30,479.00	47,68,30,479.00	47,28,57,003.00

* - Additions include fixed assets created out of Earmarked Funds and Grants transferred to Urban Local Body's fixed block.

Additional disclosures to the Schedule

- i. Value of fixed assets under dispute or litigation shall be provided. The status of the legal case as at the reporting date of the financial statements shall also be mentioned.
- ii. The details & value of assets, which are not yet physically identified/traced, shall be disclosed separately.
- iii. Details and value of assets under leases and hire purchase needs to be disclosed as a note.

Note

1. Gross Block means cost of acquisition of fixed asset. Opening Balance in Gross Block as on the first day of the year represents the closing balance of the previous year. For instance, the opening balance as on 1st April 2016 shall be equal to the closing asset balance as on 31st March 2016.
2. Land includes areas used as and for the purpose of public places such as parks, squares, gardens, lawns, museums, libraries, godowns etc.
3. Buildings include office and works buildings, commercial buildings, residential buildings, school and college buildings, hospital building, public buildings temporary structures and sheds, etc.
4. Roads and bridges include roads and streets, pavements, pathways, bridges, culverts and subways.
5. Sewerage and drainage include sewerage lines, storm water drainage lines and other similar drainage system.
6. Waterworks include water storage tank, water wells, bore wells, Water pumping station, Water transmission & distribution system etc.
7. No Depreciation is to be charged on 'Land'.



(Signature)
 Chairman,
 Songaiganj Municipality,
 Songaiganj.

Schedule 14 - Stock in Hand (Inventories)		
Particulars	Current Year 2017-18 (Rs.)	Previous Year 2016-17 (Rs.)
Stores	-	-
Loose tools	-	-
Others	-	-
Total Stock in hand	-	-

Schedule 15 - Sundry Debtors				
Particulars	Gross Amount (Rs.)	Provision for Outstanding revenues (Rs.)	Net Amount (Rs.)	Previous Year Net Amount (Rs.)
Receivables for Property Taxes			-	
Less than 5 years	1,01,25,313.00	-	1,01,25,313.00	74,39,553.00
More than 5 years			-	
Sub-Total	1,01,25,313.00	-	1,01,25,313.00	74,39,553.00
Less: State Government Cesses/ Levies in taxes-Control Accounts			-	
Net Receivables of Property taxes	1,01,25,313.00	-	1,01,25,313.00	74,39,553.00
Receivables for Other Taxes				
Less than 3 years		-	-	
More than 3 years			-	
Sub-Total	-	-	-	-
Less: State Government Cesses/ Levies in taxes-Control Accounts			-	
Net Receivables of Other taxes	-	-	-	-
Receivables for Cess Income				
Less than 3 years			-	
More than 3 years			-	
Sub-Total	-	-	-	-
Receivables for Fees and User Charges			-	
Less than 3 years	1,25,14,251.00		1,25,14,251.00	71,79,806.00
More than 3 years			-	
Sub-Total	1,25,14,251.00	-	1,25,14,251.00	71,79,806.00
Receivables from Other Sources				
Less than 3 years	18,45,552.00	-	18,45,552.00	14,03,675.00
More than 3 years			-	
Sub-Total	18,45,552.00	-	18,45,552.00	14,03,675.00
Receivables from Government (Grant)			-	
Total of Sundry Debtors (Receivables)	2,44,85,116.00	-	2,44,85,116.00	1,60,23,034.00

Schedule 16 - Prepaid Expenses		
Particulars	Current Year 2017-18 (Rs.)	Previous Year 2016-17 (Rs.)
Establishment	-	-
Administrative	-	-
Operations & Maintenance	-	-
Total Prepaid Expenses	-	-


 Chairman,
 Bongaigaon Municipality.
 Bongaigaon.



Schedule 17 - Cash and Bank Balances

Particulars	Current Year 2017-18 (Rs.)	Previous Year 2016-17 (Rs.)
Cash	-	-
Balance with Bank- Municipal Funds		
Nationalised Banks	1,41,44,899.00	1,63,81,210.00
Other Scheduled Banks		
Scheduled Co-operative Banks		
Post Office		
Sub-Total	1,41,44,899.00	1,63,81,210.00
Balance with Bank- Special Funds		
Nationalised Banks		
Other Scheduled Banks		
Scheduled Co-operative Banks		
Post Office		
Sub-Total	-	-
Balance with Bank- Grant Funds		
Nationalised Banks	44,17,839.00	21,62,847.00
Other Scheduled Banks	2,58,822.00	2,47,084.00
Scheduled Co-operative Banks		
Post Office		
Sub-Total	46,76,661.00	24,09,931.00
Total Cash and Bank balances	1,88,21,560.00	1,87,91,141.00

Schedule 18 - Loans, Advances and Deposits

Particulars	Opening Balance at the beginning of the year (Rs.)	Paid during the current year (Rs.)	Recovered during the year (Rs.)	Balance outstanding at the end of the year (Rs.)
Loans and advances to employees	5,71,000.00		5,71,000.00	-
Employee Provident Fund Loans	-		-	-
Loans to others	2,14,000.00		2,14,000.00	-
Advance to Suppliers and Contractors	-		-	-
Advance to others	-		-	-
Deposit with External Agencies	-		-	-
Other Current Assats	-		-	-
Sub-Total	7,85,000.00	-	7,85,000.00	-
Less: Accumulated Provisions against Loan, Advances and Deposits	-	-	-	-
Total Loans, Advances and Deposits	7,85,000.00	-	7,85,000.00	-

Schedule 18 (a) - Accumulated Provisions against Loans, Advances and Deposits

Particulars	Current Year 2017-18 (Rs.)	Previous Year 2016-17 (Rs.)
Loans to others	-	-
Advances	-	-
Deposits	-	-
Total Accumulated Provision	-	-

Schedule 19 - Other Assets

Particulars	Current Year 2017-18 (Rs.)	Previous Year 2016-17 (Rs.)
Deposit works	-	-
Other assets control accounts	-	-
Total Other Assets	-	-

Schedule 20 - Miscellaneous Expenditure (to the extent not written off)

Particulars	Current Year 2017-18 (Rs.)	Previous Year 2016-17 (Rs.)
Loan Issue Expenses Deferred	-	-
Discount on Issue of Loans	-	-
Deferred Revenue Expenses	-	-
Others	-	-
Total Miscellaneous Expenditure	-	-

Chairman,
Kongaijeon Municipality,
Kongaijeon.



Schedule forming the part of INCOME & EXPENDITURE ACCOUNT of
BONGAIGAON MUNICIPAL BOARD for the period 1ST APRIL 2017 To 31ST MARCH 2018

Schedule 21 - Income from Taxes

Particulars	Current year Amount (Rs.)	Previous Year Amount (Rs.)
Property tax	1,36,38,948.00	1,15,59,373.00
Water tax	-	-
Sewerage Tax	-	-
Conservancy Tax	-	-
Lighting Tax	-	-
Education tax	-	-
Vehicle Tax	-	-
Tax on Animals	-	-
Electricity Tax	-	-
Professional Tax	-	-
Advertisement tax	-	-
Pilgrimage Tax	-	-
Octroi & Toll	-	-
Cess	-	-
Other taxes	-	-
Sub-total	1,36,38,948.00	1,15,59,373.00
Less : Tax Remissions and Refund	-	-
Sub-total	-	-
Total Tax Revenue	1,36,38,948.00	1,15,59,373.00

Schedule 21 (a) - Refund and Remission of taxes

Particulars	Current Year Amount (Rs.)	Previous Year Amount (Rs.)
Property taxes	-	-
Octroi and toll	-	-
Cess Income	-	-
Advertisement tax	-	-
Others	-	-
Total refund and remission of tax revenues	-	-

Schedule 22 - Assigned Compensation

Particulars	Current Year Amount (Rs.)	Previous Year Amount (Rs.)
Taxes and Duties collected by others	-	-
Compensation in lieu of Taxes / duties	-	-
Compensations in lieu of Concessions	-	-
Total assigned revenues & compensation	-	-

Schedule 23 - Rental income from Municipal

Particulars	Current Year Amount (Rs.)	Previous Year Amount (Rs.)
Rent from Civic Amenities	18,53,868.00	15,67,190.00
Rent from Office Buildings	-	-
Rent from Guest Houses	-	-
Rent from lease of lands	-	-
Other rents	-	-
Sub-Total	18,53,868.00	15,67,190.00
Less : Rent Remission and Refunds	-	-
Sub-total	-	-
Total Rental Income from Municipal Properties	18,53,868.00	15,67,190.00

Chairman,
Bongaigaon Municipality,
Bongaigaon.



Schedule 24 (a) - Fees & User Charges - (Function wise)

Particulars	Current Year Amount (Rs.)	Previous Year Amount (Rs.)
Municipal Body	-	-
Administration	-	-
Finance, Accounts, Audit	-	-
Election	-	-
Record Room	-	-
Estate	-	-
Stores & Purchase	-	-
Workshop	-	-
Census	-	-
Total income from fees & user charges - Function wise	-	-

Schedule 24(b) - Fees & User Charges - (Income head-wise)

Particulars	Current Year Amount (Rs.)	Previous Year Amount (Rs.)
Empanelment & Registration Charges	-	-
Licensing Fees	1,34,14,009.00	36,80,109.00
Fees for Grant of Permit	42,34,646.00	53,48,615.00
Fees for Certificate or Extract	-	-
Development Charges	-	-
Regularisation Fees	-	-
Penalties and Fines	-	-
Other Fees	-	-
User Charges	-	-
Entry Fees	-	-
Service / Administrative Charges	-	-
Other Charges	-	-
Sub Total	1,76,48,655.00	90,28,724.00
Less: Rent Remission and Refunds	-	-
Sub Total	-	-
Total income from Fees & User Charges - Income head-wise	1,76,48,655.00	90,28,724.00

Schedule 25 (b) - Sale & Hire Charges - (Income head-wise)

Particulars	Current Year Amount (Rs.)	Previous Year Amount (Rs.)
Sale of Products	-	-
Sale of Forms & Publications	1,34,830.00	1,43,935.00
Sale of stores & scrap	-	-
Sale of Others	-	-
Hire Charges for Vehicles	-	-
Hire Charges for Equipment	-	5,000.00
Total Income from Sale & Hire charges - income head-wise	1,34,830.00	1,48,935.00

Schedule 26 - Revenue Grants, Contributions & Subsidies

Particulars	Current Year Amount	Previous Year Amount (Rs.)
Revenue Grant	1,64,63,715.00	1,24,39,137.00
Re-imburement of expenses	-	-
Contribution towards schemes	-	-
Total Revenue Grants, Contributions & subsidies	1,64,63,715.00	1,24,39,137.00

Chairman,
Kolkata Municipal Corporation



Schedule 27 - Income from Investments

Particulars	Current Year Amount (Rs.)	Previous Year Amount (Rs.)
Interest on Investments	-	-
Dividend	-	-
Income from projects taken up on commercial basis	-	-
Profit in Sale of Investments	-	-
Others	-	-
Total Income from Investments	-	-

Schedule 28 - Interest Earned

Particulars	Current Year Amount (Rs.)	Previous Year Amount (Rs.)
Interest from Bank Accounts	3,94,925.00	6,19,832.00
Interest on Loans and advances to Employees	-	-
Interest on loans to others	-	-
Other Interest	-	-
Total - Interest Earned	3,94,925.00	6,19,832.00

Schedule 29 - Other Income

Particulars	Current Year Amount (Rs.)	Previous Year Amount (Rs.)
Deposits Forfeited	-	-
Lapsed Deposits	-	-
Insurance Claim Recovery	22,866.00	-
Profit on Disposal of Fixed asses	-	-
Recovery from Employees	-	-
Unclaimed Refund/ Liabilities	-	-
Excess Provisions written back	-	-
Miscellaneous Income	70,13,503.00	57,31,365.00
Total Other Income	70,36,369.00	57,31,365.00

Chairman,
Bongaigaon Municipality
Bongaigaon



Schedule 30 (a) - Establishment Expenses - (Function wise)

Particulars	Current Year Amount (Rs.)	Previous Year Amount (Rs.)
Municipal Body		-
Administration		-
Finance, Accounts, Audit		-
Election		-
Record Room		-
Estate		-
Stores & Purchase		-
Workshop		-
Census		-
.....		-
.....		-
Total establishment expenses- Function wise		-

Schedule 30 (b) - Establishment Expenses (Expenditure Head wise)

Particulars	Current Year Amount (Rs.)	Previous Year Amount (Rs.)
Salaries, Wages and Bonus	2,80,27,878.00	2,70,45,720.00
Benefits and Allowances	-	-
Pension	-	-
Other Terminal & Retirement Benefits	-	-
Total establishment expenses- expense head wise	2,80,27,878.00	2,70,45,720.00

Schedule 31 (a) - Administrative Expenses - (Function Wise)

Particulars	Current Year Amount (Rs.)	Previous Year Amount (Rs.)
Municipal Body		-
Administration		-
Finance, Accounts, Audit		-
Election		-
Record Room		-
Estate		-
Stores and Purchase		-
Workshop		-
Census		-
Total Administrative Expenses - Function Wise	-	-

Schedule 31 (b) - Administrative Expenses - (Expenditure Head-Wise)

Particulars	Current Year Amount (Rs.)	Previous Year Amount (Rs.)
Rent, Rates and Taxes	-	-
Office maintenance	17,82,542.00	18,59,213.00
Communication Expenses	30,153.00	20,965.00
Books & Periodicals	3,344.00	3,969.00
Printing and Stationery	3,77,160.00	4,47,642.00
Travelling & Conveyance	-	2,676.00
Insurance	1,81,565.00	1,97,950.00
Audit Fees	-	-
Legal Expenses	-	-
Professional and other fees	9,19,185.00	1,00,000.00
Advertisement and Publicity	10,000.00	20,000.00
Membership and Subscriptions	-	-
Other Administrative Expenses	92,446.00	-
Total Administrative Expenses - Expenses head-wise	33,96,395.00	26,52,415.00

Chairman,
Kongaigson Municipality,
Kongaigson.



Schedule 32 (a) - Operations & Maintenance - (Function wise)


Particulars	Current Year Amount (Rs.)	Previous Year Amount (Rs.)
Municipal Body		
Administration		
Finance, Accounts, Audit		
Election		
Record Room		
Estate		
Stores & Purchase		
Workshop		
Census		
....		
Total Operations & Maintenance expenses - Function wise		

Schedule 32 (b) - Operations & Maintenance - (Expenditure head-wise)

Particulars	Current Year Amount (Rs.)	Previous Year Amount (Rs.)
Power & Fuel	25,11,242.00	17,45,054.00
Bulk Purchases	-	98,700.00
Consumption of Stores	-	42,045.00
Hire Charges	-	-
Repairs & maintenance- Infrastructure Assets	14,11,452.00	14,22,277.00
Repairs & maintenance- Civic Amenities	19,06,138.00	21,79,308.00
Repairs & maintenance- Buildings	9,16,344.00	11,65,848.00
Repairs & maintenance- Vehicles	5,79,298.00	3,80,021.00
Repairs & maintenance- Others	72,018.00	66,040.00
Other operating & maintenance expenses	4,97,321.00	4,00,206.00
Total Operations & Maintenance expenses - expense head wise	78,93,813.00	74,99,499.00

Schedule 33 - Interest and Finance Charges

Particulars	Current Year (Rs.)	Previous Year (Rs.)
Interest on Loans from Central Government	-	-
Interest on Loans from State Government	-	-
Interest on Loans from Government Bodies & associations	-	-
Interest on Loans from International Agencies	-	-
Interest on Loans from Banks & Other Financial Institutions	-	-
Other Interest	96,472.00	-
Bank Charges	69.72	1,547.00
Other Financial Expenses	-	-
Total Interest and Finance Charges	96,542.00	1,547.00


 Chairman,
 Bongaigaon Municipality
 Bongaigaon.



Schedule 34 - Programme Expense

Particulars	Current Year Amount (Rs.)	Previous Year Amount (Rs.)
Election Expenses	7,76,543.00	7,57,850.00
Own Programmes	9,003.00	69,082.00
Share in Programmes of others	-	-
Total Programme Expenses	7,85,546.00	8,26,932.00

Schedule 35 - Revenue Grants, Contributions and Subsidies

Particulars	Current Year Amount (Rs.)	Previous Year Amount (Rs.)
Grants [give details]	-	-
Contributions [give details]	-	-
Subsidies [give details]	-	-
Total Revenue Grants, Contributions and Subsidies	-	-

Schedule 36 - Provisions & Write off


Particulars	Current Year Amount (Rs.)	Previous Year Amount (Rs.)
Provisions for Doubtful receivables	-	-
Provisions for Other Assets	-	-
Revenues written off	-	-
Assets written off	-	-
Miscellaneous Expense written off	-	-
Total Provisions & write off	-	-

Schedule 37 - Miscellaneous Expenses

Particulars	Current Year Amount (Rs.)	Previous Year Amount (Rs.)
Loss on disposal of Assets	-	-
Loss on disposal of Investments	-	-
Other Miscellaneous Expenses	-	-
Total Miscellaneous expenses	-	-

Schedule 38 - Prior Period Items

Particulars	Current Year Amount (Rs.)	Previous Year Amount (Rs.)
Income		
Taxes	-	-
Other- Revenues	-	-
Recovery of revenues written off	-	-
Other income	-	-
Sub- Total Income (a)	-	-
Expenses		
Refund of taxes	-	-
Refund of other- Revenues	-	-
Other Expenses	-	-
Sub- Total Income (b)	-	-
Total Prior Period (Net) (a-b)	-	-


 Chairman,
 Bongaigaon Municipality
 Bongaigaon.



XIII. PERFORMANCE MIS FORMATS

State		DATA BASE ON FINANCES OF ULBs AT THE STATE LEVEL	
Financial Year	2017-18	Profile of Income from Own Sources (TAX RECEIPTS)	
Month			
S.No.	1	2	3
	Name of ULB	Code No. of ULBs	Month
	Opening Balance	Bank	4
		Cash	5
			6
	Urban Development (UD) Tax	Actual Collection	7
		Budget Estimate	8
	Land Revenue (Lease)	Actual Collection	9
		Budget Estimate	10
	Taxes on Non Motorized Vehicles	Actual Collection	11
		Budget Estimate	12
	Taxes on Advertisement & Hoarding/ ULB	Actual Collection	13
		Budget Estimate	14
	Pilgrim & Tourist Tax	Actual Collection	15
		Budget Estimate	16
	Entertainment Tax	Actual Collection	17
		Budget Estimate	18
	Other Tax Receipts	Actual Collection	19
		Budget Estimate	20
	Total Income	Actual Collection (7+9+11+13+15+17+19)	21
		Budget Estimate (6+8+10+12+14+16+18)	22
	Closing Balance	Bank	23
		Cash	24
	Unrealised Revenus (Budget Estimate Less Actual Collection)		25
			26
			27
			28
			29
			30
			31
			32
			33
			34
			35
			36
			37
			38
			39
			40
			41
			42
			43
			44
			45
			46
			47
			48
			49
			50
			51
			52
			53
			54
			55
			56
			57
			58
			59
			60
			61
			62
			63
			64
			65
			66
			67
			68
			69
			70
			71
			72
			73
			74
			75
			76
			77
			78
			79
			80
			81
			82
			83
			84
			85
			86
			87
			88
			89
			90
			91
			92
			93
			94
			95
			96
			97
			98
			99
			100

Chairman,
Bongaigaon Municipality
Bongaigaon.



BONGAIGAON MUNICIPAL BOARD

DATA BASE ON FINANCES OF ULBs AT THE STATE LEVEL


State

Financial Year 2017-18

Month

Profile of Income from Own Sources (NON-TAX RECEIPTS)

Unrealised Revenues (Budget Estimate Less Actual Collection)		21-22	23	49,03,037.00
Total Receipt	Actual Collection (4+6+8+10+12+14+16+18+20)		22	1,48,83,963.00
	Budget Estimate (3+5+7+9+11+13+15+17+19)		21	1,97,87,000.00
Other Non-Tax Receipts	Actual Collection		20	70,36,369.00
	Budget Estimate		19	68,00,000.00
Interest Earned	Actual Collection		18	3,94,925.00
	Budget Estimate		17	
Income From Investments	Actual Collection		16	
	Budget Estimate		15	
Royalty on Mining & Minerals	Actual Collection		14	
	Budget Estimate		13	
Land Conversion Charges	Actual Collection		12	
	Budget Estimate		11	
Sale & Hire Charges	Other Sale & Hire Charges	Actual Collection	10	1,34,830.00
		Budget Estimate	9	16,45,000.00
Sale of Land	Sale of Land	Actual Collection	8	
		Budget Estimate	7	
Rental Income From Municipality Properties	Actual Collection		6	13,41,359.00
	Budget Estimate		5	65,37,000.00
Fees & User Charges	Actual Collection		4	59,76,480.00
	Budget Estimate		3	48,05,000.00
Month			2	12
Name of ULBs			1	BONGAIGAON MUNICIPAL BOARD
সি. নং				


 Chairman,
 Bongaigaon Municipality.
 Bongaigaon



DATA BASE ON FINANCES OF ULBs AT THE


State

Financial Year 2017-18

Month

Details of Expenditure

	Total Exp (7+22+23+24+37+38+39+40+41+42+43)	45	5,68,01,703.72	
	Capital Expenditure	44	1,66,01,530.00	
	Deffered Expenditure (Incl.Unpaid Bills, Annuity Payments)	43		
	Expenditure Incurred By State Govt. on Behalf of ULBs (Salaries, Pensions & Other Liabilities)	42		
	Interest On Financial Charges	41	96,541.72	
	Schemes Assigned By Central Govt.	40		
	Schemes Assigned By State Govt.	39		
Civic Functions	Total (25+26+27+28+29+30+31+32+33+34+35+36)	38	47,56,665.00	
	Others	37	13,54,885.00	
	Fire Service	36		
	Education	35		
	Total	34		
	Vehicles	33	5,79,298.00	
	Roads & Bridges	32		
	Fire Service	31		
	Solid Waste Disposals	30		
	Drainage	29		
	Sanitation	28		
	Building	27	9,16,344.00	
	Civic Aminities	26	19,06,138.00	
	Repairs & Maintenance of Assets	25	14,11,452.00	
	Power & Fuel	24	25,11,242.00	
	Office Administration Expenditures	Total (8+9+10+11+12+13+14+15+16+17+18+19+20+21)	23	33,96,395.00
		Others	22	92,446.00
Advertisement & Publicity Expenses		21	10,000.00	
Professional & Other Fees		20	9,19,185.00	
Legal Expenses		19		
Audit Fees		18		
Insurance		17	1,81,565.00	
Travelling & Conveyance		16		
Books & Periodicals		15	3,344.00	
Printing & Stationery		14	3,77,160.00	
Water Expenditure		13		
Legal Expenditure		12		
Electricity		11		
Telephone / Communication Expenses		10	30,153.00	
Office Maintenance		9	17,82,542.00	
Rent/Rate/ Taxes		8		
Establishment Expenses		Total (3+4+5+6)	7	2,80,27,878.00
	Other Terminal / Retirement Benefits	6	-	
	Pension	5	-	
	Benefits / Allowances	4	-	
	Salary / Wages / Bonus	3	2,80,27,878.00	
S.No.	Month	2	12	
	Name of ULBs	1	BONGAIGAON MUNICIPAL BOARD	


 Chairman,
 Bongaigaon Municipality,
 Bongaigaon.



DATA BASE ON FINANCES OF ULBs AT THE STATE LEVEL

State


Financial Year

2017-18

Month

(Amount Rs)

S.No.	Particulars	Opening Balance at the Begining	Grants Received During the Period	Amount Spent During the Period	Closing Balance at the End of the Period
A	State Government Grant	1,74,294.00	1,64,63,715.00	1,66,38,009.00	-
1					
2					
3					
4					
5					
	Total Of State Grants	1,74,294.00	1,64,63,715.00	1,66,38,009.00	-
B	Central Government Grant	28,17,534.00	67,20,056.00	95,37,590.00	-
1					
2					
3					
4					
5					
	Total Of Central Grants	28,17,534.00	67,20,056.00	95,37,590.00	-
C	Other Grants	-	-	-	-
1					
2					
3					
4					
5					
	Total Of Other Grants	-	-	-	-
	Grant Total (State Grants + Central Grants + Other Grants	29,91,828.00	2,31,83,771.00	2,61,75,599.00	-


 Chairman,
 Hongaigaon Municipality,
 Hongaigaon.

